


ANNUAL WATER QUALITY REPORT

WATER TESTING PERFORMED IN 2017



Presented By
City of Manistee

Quality First

Once again we are pleased to present our annual water quality report. As in years past, we are committed to delivering the best-quality drinking water possible. To that end, we remain vigilant in meeting the challenges of new regulations, source water protection, water conservation, and community outreach and education while continuing to serve the needs of all of our water users. Thank you for allowing us the opportunity to serve you and your family.


We encourage you to share your thoughts with us on the information contained in this report. After all, well-informed customers are our best allies.

Where Does My Water Come From?

The City of Manistee customers are fortunate because we enjoy an abundant water supply. Our water source is groundwater from two natural aquifers. Four large water wells pump the water to two 500,000 gallon water towers. In 2017, we pumped 294,760,000 gallons of water.

Important Health Information

Some people may be more vulnerable to contaminants in drinking water than the general population. Immunocompromised persons such as those with cancer undergoing chemotherapy, those who have undergone organ transplants, people with HIV/AIDS or other immune system disorders, some elderly, and infants may be particularly at risk from infections. These people should seek advice about drinking water from their health care providers. The U.S. EPA/CDC (Centers for Disease Control and Prevention) guidelines on appropriate means to lessen the risk of infection by *Cryptosporidium* and other microbial contaminants are available from the Safe Drinking Water Hotline at (800) 426-4791 or <http://water.epa.gov/drink/hotline>.



Substances That Could Be in Water

To ensure that tap water is safe to drink, the U.S. EPA prescribes regulations limiting the amount of certain contaminants in water provided by public water systems. U.S. Food and Drug Administration regulations establish limits for contaminants in bottled water that must provide the same protection for public health. Drinking water, including bottled water, may reasonably be expected to contain at least small amounts of some contaminants. The presence of these contaminants does not necessarily indicate that the water poses a health risk.

The sources of drinking water (both tap water and bottled water) include rivers, lakes, streams, ponds, reservoirs, springs, and wells. As water travels over the surface of the land or through the ground, it dissolves naturally occurring minerals, in some cases, radioactive material, and substances resulting from the presence of animals or from human activity. Substances that may be present in source water include:

Microbial Contaminants, such as viruses and bacteria, which may come from sewage treatment plants, septic systems, agricultural livestock operations, or wildlife;

Inorganic Contaminants, such as salts and metals, which can be naturally occurring or may result from urban stormwater runoff, industrial or domestic wastewater discharges, oil and gas production, mining, or farming;

Pesticides and Herbicides, which may come from a variety of sources such as agriculture, urban stormwater runoff, and residential uses;

Organic Chemical Contaminants, including synthetic and volatile organic chemicals, which are by-products of industrial processes and petroleum production and may also come from gas stations, urban stormwater runoff, and septic systems;

Radioactive Contaminants, which can be naturally occurring or may be the result of oil and gas production and mining activities.

For more information about contaminants and potential health effects, call the U.S. EPA's Safe Drinking Water Hotline at (800) 426-4791.

Failure in Flint

The national news coverage of water conditions in Flint, Michigan, has created a great deal of confusion and consternation. The water there has been described as being corrosive; images of corroded batteries and warning labels on bottles of acids come to mind. But is corrosive water necessarily bad?

Corrosive water can be defined as a condition of water quality that will dissolve metals (iron, lead, copper, etc.) from metallic plumbing at an excessive rate. There are a few contributing factors but, generally speaking, corrosive water has a pH of less than 7; the lower the pH, the more acidic, or corrosive, the water becomes. (By this definition, many natural waterways throughout the country can be described as corrosive.) While all plumbing will be somewhat affected over time by the water it carries, corrosive water will damage plumbing much more rapidly than water with low corrosivity.

By itself, corrosive water is not a health concern; your morning glass of orange juice is considerably more corrosive than the typical lake or river. What is of concern is that exposure in drinking water to elevated levels of the dissolved metals increases adverse health risks. And there lies the problem.

Public water systems are required to maintain their water at optimal conditions to prevent it from reaching corrosive levels. Rest assured that we routinely monitor our water to make sure that what happened in Flint never happens here. For more information on how corrosivity impacts water quality, download this informative pamphlet: <http://goo.gl/KpTmXv>.


Source Water Assessment

A Source Water Assessment Plan (SWAP) is now available at our office. This plan is an assessment of the delineated area around our listed sources through which contaminants, if present, could migrate and reach our source water. It also includes an inventory of potential sources of contamination within the delineated area, and a determination of the water supply's susceptibility to contamination by the identified potential sources.

According to the Source Water Assessment Plan, our water system had a susceptibility rating of high. If you would like to review the Source Water Assessment Plan, please feel free to contact our office during regular office hours.

Lead in Home Plumbing

If present, elevated levels of lead can cause serious health problems, especially for pregnant women and young children. Lead in drinking water is primarily from materials and components associated with service lines and home plumbing. We are responsible for providing high-quality drinking water, but we cannot control the variety of materials used in plumbing components. When your water has been sitting for several hours, you can minimize the potential for lead exposure by flushing your tap for 30 seconds to 2 minutes before using water for drinking or cooking. If you are concerned about lead in your water, you may wish to have your water tested. Information on lead in drinking water, testing methods, and steps you can take to minimize exposure is available from the Safe Drinking Water Hotline or at www.epa.gov/lead.



The Staff of the Manistee Water Department

Jeff Mikula, *Director of Public Works*
Rick Mohr, *Deputy Director of Utilities*
Bruce Banks, *Lead Operator*
Kathie Boyle, *Administrative Assistant*
Kelly McColl, *Utility Billing*
James Riley, *Water Serviceman*
Sean Taylor, *Water Serviceman*

QUESTIONS?

For more information about this report, or your drinking water, please contact Jeff Mikula, Public Works Director, by calling (231) 723-7132 or by writing to this address: 70 Maple Street, Manistee, MI 49660. We want you, our valued customers, to be informed about your water utility. For more information about safe drinking water, visit the U.S. Environmental Protection Agency (EPA) at www.epa.gov/safewater/ or Michigan DEQ at www.michigan.gov/water. We will update this report annually and will keep you informed of any problems that may occur throughout the year, as they happen. Copies are available at the Department of Public Works, City Hall, and various other public locations.

Water Main Flushing

Distribution mains (pipes) convey water to homes, businesses, and hydrants in your neighborhood. The water entering distribution mains is of very high quality; however, water quality can deteriorate in areas of the distribution mains over time. Water main flushing is the process of cleaning the interior of water distribution mains by sending a rapid flow of water through the mains.

Flushing maintains water quality in several ways. For example, flushing removes sediments like iron and manganese. Although iron and manganese do not themselves pose health concerns, they can affect the taste, clarity, and color of the water. Additionally, sediments can shield microorganisms from the disinfecting power of chlorine, contributing to the growth of microorganisms within distribution mains. Flushing helps remove stale water and ensures the presence of fresh water with sufficient dissolved oxygen and disinfectant levels, and an acceptable taste and smell.

During flushing operations in your neighborhood, some short-term deterioration of water quality, though uncommon, is possible. You should avoid tap water for household uses at such times. If you do use the tap, allow your cold water to run for a few minutes at full velocity before use, and avoid using hot water, to prevent sediment accumulation in your hot water tank.

Please contact us if you have any questions or if you would like more information on our water main flushing schedule.



Benefits of Chlorination

Disinfection, a chemical process used to control disease-causing microorganisms by killing or inactivating them, is unquestionably the most important step in drinking water treatment. By far the most common method of disinfection in North America is chlorination.

Before communities began routinely treating drinking water with chlorine (starting with Chicago and Jersey City in 1908), cholera, typhoid fever, dysentery, and hepatitis A killed thousands of U.S. residents annually. Drinking water chlorination and filtration have helped to virtually eliminate these diseases in the U.S. Significant strides in public health are directly linked to the adoption of drinking water chlorination. In fact, the filtration of drinking water plus the use of chlorine is probably the most significant public health advancement in human history.

How chlorination works:

Potent Germicide Reduction in the level of many disease-causing microorganisms in drinking water to almost immeasurable levels.

Taste and Odor Reduction of many disagreeable tastes and odors like foul-smelling algae secretions, sulfides, and odors from decaying vegetation.

Biological Growth Elimination of slime bacteria, molds, and algae that commonly grow in water supply reservoirs, on the walls of water mains, and in storage tanks.

Chemical Removal of hydrogen sulfide (which has a rotten egg odor), ammonia, and other nitrogenous compounds that have unpleasant tastes and hinder disinfection. It also helps to remove iron and manganese from raw water.

What's a Cross-Connection?

Cross-connections that contaminate drinking water distribution lines are a major concern. A cross-connection is formed at any point where a drinking water line connects to equipment (boilers), systems containing chemicals (air conditioning systems, fire sprinkler systems, irrigation systems), or water sources of questionable quality. Cross-connection contamination can occur when the pressure in the equipment or system is greater than the pressure inside the drinking water line (backpressure). Contamination can also occur when the pressure in the drinking water line drops due to fairly routine occurrences (main breaks, heavy water demand), causing contaminants to be sucked out from the equipment and into the drinking water line (backsiphonage).

Outside water taps and garden hoses tend to be the most common sources of cross-connection contamination at home. The garden hose creates a hazard when submerged in a swimming pool or when attached to a chemical sprayer for weed killing. Garden hoses that are left lying on the ground may be contaminated by fertilizers, cesspools, or garden chemicals. Improperly installed valves in your toilet could also be a source of cross-connection contamination.

Community water supplies are continuously jeopardized by cross-connections unless appropriate valves, known as backflow prevention devices, are installed and maintained. We have surveyed industrial, commercial, and institutional facilities in the service area to make sure that potential cross-connections are identified and eliminated or protected by a backflow preventer. We also inspect and test backflow preventers to make sure that they provide maximum protection.

For more information on backflow prevention, contact the Safe Drinking Water Hotline at (800) 426-4791.

Community Participation

You can attend regular scheduled City Council meetings on the first and third Tuesdays of each month, at 7:00 p.m. in the City Hall Council Chambers, Third Floor, at 70 Maple Street.

Water Treatment Process

The City of Manistee treats your water using phosphate, chlorine, and fluoride to remove or reduce harmful contaminants that may come from the source water. Our Wellhead Protection Program was started in 1996. The basic premise of the plan is to keep our water supply safe from contamination. A copy of the source water protection plan is available at Department of Public Works, 280 Washington Street; it provides more information such as potential sources of contamination. The City has an updated copy of our Well Head Protection Plan, completed in 2015, in our DPW office.



BY THE NUMBERS

The number of gallons of water produced daily by public water systems in the U.S.

34
BILLION

1
MILLION

The number of miles of drinking water distribution mains in the U.S.

The amount of money spent annually on maintaining the public water infrastructure in the U.S.

135
BILLION

300
MILLION

The number of Americans who receive water from a public water system.

The age in years of the world's oldest water found in a mine at a depth of nearly two miles.

2
BILLION

151
THOUSAND

The number of active public water systems in the U.S.

The number of highly trained and licensed water professionals serving in the U.S.

199
THOUSAND

Test Results

Our water is monitored for many different kinds of substances on a very strict sampling schedule. The information in the data tables show only those substances that were detected between January 1 and December 31, 2017. Remember that detecting a substance does not necessarily mean the water is unsafe to drink; our goal is to keep all detects below their respective maximum allowed levels. The State recommends monitoring for certain substances less than once per year because the concentrations of these substances do not change frequently. In these cases, the most recent sample data are included, along with the year in which the sample was taken.

REGULATED SUBSTANCES

SUBSTANCE (UNIT OF MEASURE)	YEAR SAMPLED	MCL [MRDL]	MCLG [MRDLG]	AMOUNT DETECTED	RANGE LOW-HIGH	VIOLATION	TYPICAL SOURCE
Barium (ppm)	2017	2	2	0.03	0.02–0.03	No	Discharge of drilling wastes; Discharge from metal refineries; Erosion of natural deposits
Chlorine (ppm)	2017	[4]	[4]	0.3 (RAA) ¹	0.08–0.93	No	Water additive used to control microbes
Fluoride (ppm)	2017	4	4	1.4	ND–1.4	No	Erosion of natural deposits; Water additive that promotes strong teeth; Discharge from fertilizer and aluminum factories
Haloacetic Acids [HAAs] (ppb)	2017	60	NA	2	NA	No	By-product of drinking water disinfection
Nitrate (ppm)	2017	10	10	1.49	ND–1.49	No	Runoff from fertilizer use; Leaching from septic tanks, sewage; Erosion of natural deposits
Selenium (ppb)	2017	50	50	2	ND–2	No	Discharge from petroleum and metal refineries; Erosion of natural deposits; Discharge from mines
TTHMs [Total Trihalomethanes] (ppb)	2017	80	NA	21	NA	No	By-product of drinking water disinfection

Tap water samples were collected for lead and copper analyses from sample sites throughout the community.

SUBSTANCE (UNIT OF MEASURE)	YEAR SAMPLED	AL	MCLG	AMOUNT DETECTED (90TH%TILE)	SITES ABOVE AL/TOTAL SITES	VIOLATION	TYPICAL SOURCE
Copper (ppm)	2017	1.3	1.3	0.48	0/20	No	Corrosion of household plumbing systems; Erosion of natural deposits
Lead (ppb)	2017	15	0	0	0/20	No	Corrosion of household plumbing systems; Erosion of natural deposits

SECONDARY SUBSTANCES

SUBSTANCE (UNIT OF MEASURE)	YEAR SAMPLED	SMCL	MCLG	AMOUNT DETECTED	RANGE LOW-HIGH	VIOLATION	TYPICAL SOURCE
Manganese (ppb)	2014	50	NA	28.9	21.3–28.9	No	Leaching from natural deposits

UNREGULATED SUBSTANCES

SUBSTANCE (UNIT OF MEASURE)	YEAR SAMPLED	AMOUNT DETECTED	RANGE LOW-HIGH	TYPICAL SOURCE
Sodium (ppm)	2016	17	10–17	Erosion of natural deposits

UNREGULATED CONTAMINANT MONITORING RULE - PART 3 (UCMR3)

SUBSTANCE (UNIT OF MEASURE)	YEAR SAMPLED	AMOUNT DETECTED	RANGE LOW-HIGH
Chromium-6 (ppb)	2014	0.071	0.0513–0.071
Strontium (ppb)	2014	273	85.8–273
Vanadium (ppb)	2014	0.243	0.243–0.243

¹Running annual average.

Definitions

AL (Action Level): The concentration of a contaminant that, if exceeded, triggers treatment or other requirements that a water system must follow.

MCL (Maximum Contaminant Level): The highest level of a contaminant that is allowed in drinking water. MCLs are set as close to the MCLGs as feasible using the best available treatment technology.

MCLG (Maximum Contaminant Level Goal): The level of a contaminant in drinking water below which there is no known or expected risk to health. MCLGs allow for a margin of safety.

MRDL (Maximum Residual Disinfectant Level): The highest level of a disinfectant allowed in drinking water. There is convincing evidence that addition of a disinfectant is necessary for control of microbial contaminants.

MRDLG (Maximum Residual Disinfectant Level Goal): The level of a drinking water disinfectant below which there is no known or expected risk to health. MRDLGs do not reflect the benefits of the use of disinfectants to control microbial contaminants.

NA: Not applicable

ND (Not detected): Indicates that the substance was not found by laboratory analysis.

ppb (parts per billion): One part substance per billion parts water (or micrograms per liter).

ppm (parts per million): One part substance per million parts water (or milligrams per liter).

SMCL (Secondary Maximum Contaminant Level): SMCLs are established to regulate the aesthetics of drinking water like appearance, taste and odor.